


# BORDEAUX

SPRWC140D1SS

*Silhouette*

PROFESSIONAL™

www.silhouetteappliances.com



*Seamless Capacitive  
Touch Controls*



*Easy access full extension  
shelving*

## PRODUCT FEATURES



### **Pro-vection Cooling**

Our fan forced cooling system incorporates AO (always on) fans to continually circulate the air. Multiple sensors are used to continually adjust and provide a stable internal temperature.



### **Pro Luminosity**

Perimetrical lighting down the sides casts a warm glow and includes 3 different light settings



### **Pro Security**

Integrated door lock secures the contents

**39db**

Quiet operation

# BORDEAUX

SPRWC140D1SS

*Silhouette*

PROFESSIONAL™

www.silhouetteappliances.com

## BENEFITS

<b>Model #</b>	SPRWC140D1SS
<b>Capacity-Wine Compartment</b>	Stores up to 129 bottles* in two temperature zones
<b>Volume</b>	14 cu. ft.
<b>Temperature Range</b>	41F - 64F (5C-18C)
<b>Noise</b>	39 db
<b>Door Frame</b>	304 grade seamless stainless steel
<b>Cabinet</b>	Matte black textured steel
<b>Interior Finish</b>	Matte black
<b>Door Style</b>	Single door
<b>Reversible Door Swing</b>	Yes
<b>Door Hinge</b>	Standard hinge
<b>Door Glass</b>	Low E, Dual pane, Argon filled
<b>Door Handle</b>	Pro-style, 20% longer than previous model
<b>Door Lock</b>	Yes
<b>Shelving</b>	Pro-glide, anti-vibration 100% extension
<b>Shelving Material</b>	Natural wood with stainless steel trim
<b>Lighting Option 1</b>	On/Off with door opening
<b>Lighting Option 2</b>	On 100% illumination for 2 hours
<b>Lighting Option 3</b>	On 50% illumination for 2 hours
<b>Lighting Option 4</b>	Always on
<b>Light Colours</b>	Choose between Arctic white or Azure blue
<b>Controls</b>	Digital seamless capacitive touch
<b>Temperature Recall</b>	Yes reverts to last set temperature after power out
<b>Alarm</b>	Yes, temperature and door ajar
<b>Sabbath Mode</b>	Yes

## PRODUCT SPECIFICATIONS

**UPC** 067638024808

### Unit Dimensions

Width 23.5" in.  
Min. Height 69.4" in.  
Max. Height 69.6" in.  
Depth 26.7" in.

(DOES NOT INCLUDE HANDLE)

### Installation

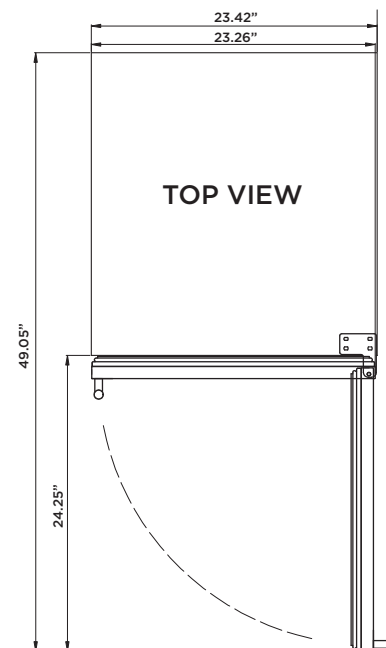
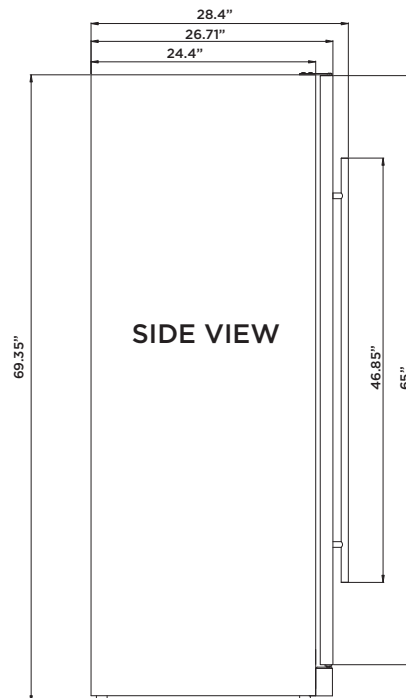
Gross Weight: 282.2 lbs.  
Built-in or Free Standing  
Refrigerator: R600  
Size: Min 24" wide opening required

### AC Power

115V, 60Hz at MAX 1.5A  
Power cord length: 6.5 ft.

### Platinum Warranty

2 year parts and labor coverage



\*based on standard 750ml bordeaux style bottle