

## HC 1021 Premium Plus NoFrost 24" Fully Integrated Refrigerator & Freezer

The stylish answer to freshness. In custom kitchens, integrated appliances are the most stylish option available. They're totally out of sight. Built-in appliances fit harmoniously into a kitchen's design; yet there is no secret of what lies within. By comparison, Liebherr's integrated appliances are concealed behind cabinet doors allowing you to show off the materials, colors and design of your custom kitchen to full advantage. The HC 1021 fully-integrated refrigerator-freezer incorporates Liebherr's patented SoftSystem, ensuring that the doors close gently even when they are fully loaded. Unique LED light columns and LED freezer lighting is energy efficient and does not affect the internal temperature of the refrigerator. This 24" appliance makes an impressive addition to small space kitchens. Liebherr's Duo-Cooling ensures no transfer of air between the Refrigerator and Freezer.



**GlassLine Shelves**

Capacity	
Total	266 liters / 9.4 cu. ft.
Refrigerator Compartment	192 liters / 7.0 cu. ft.
Freezer Compartment	68 liters / 2.4 cu. ft.
Energy Star	Yes
Energy consumption per year	395 KWH/Y
Estimated yearly Energy Cost	\$47 USD *
Climate rating	SN-T 10°C to 43°C(50°F to 110°F)
Power	115v at 60hz 2.5 amps / 300 watt
Shipping Weight	81 KG / 178 lbs.
<b>Refrigerator Compartment</b>	
Doors	Right Hand Reversible
Interior light	LED Side
Forced air fan system	Quiet DC fan
Glass Shelves Adjustable	Yes
Crisper Drawers	1 Clear Plastic
<b>Freezer compartment</b>	
Light	LED
Crisper Drawers	3 Clear
*Your Energy Costs will depend on your utility rates and use. Estimated energy cost based on a national average electricity cost of 12 cents per KWh.	

THIS IS A QUICK REFERENCE GUIDE FOR **HC 1021**, FOR COMPLETE INSTRUCTIONS, PLEASE REFER TO THE DESIGN GUIDE OR VISIT <http://www.liebherr-appliances.com>

## Appliance dimensions

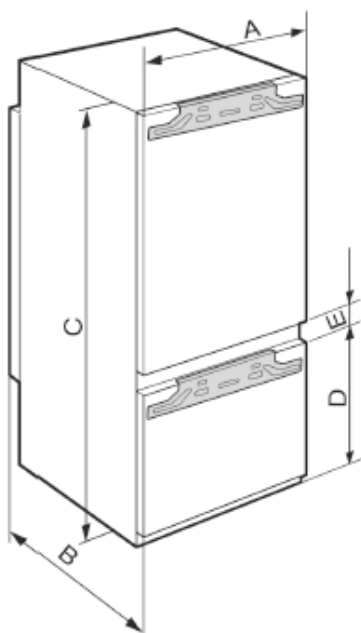


Fig. 1

	in.	mm
<b>A</b>	22 in.	559 mm
<b>B</b>	21 7/16 in.	544 mm
<b>C</b>	69 11/16 in.	1770 mm
<b>D</b>	27 3/8 in.	695 mm
<b>E</b>	5/8 in.	15 mm

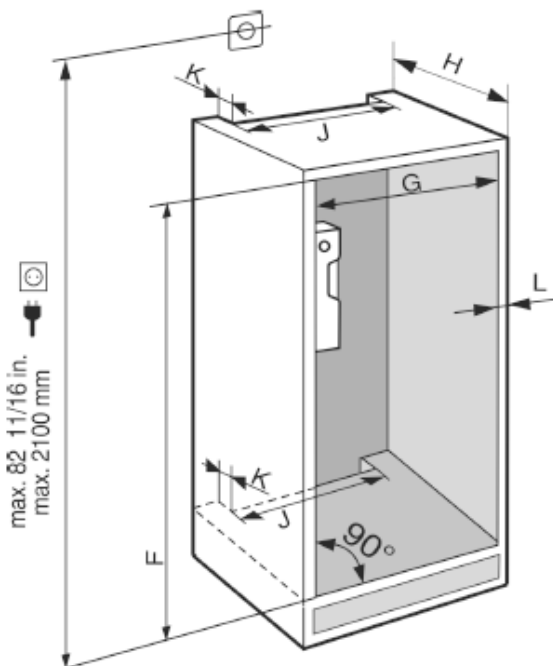
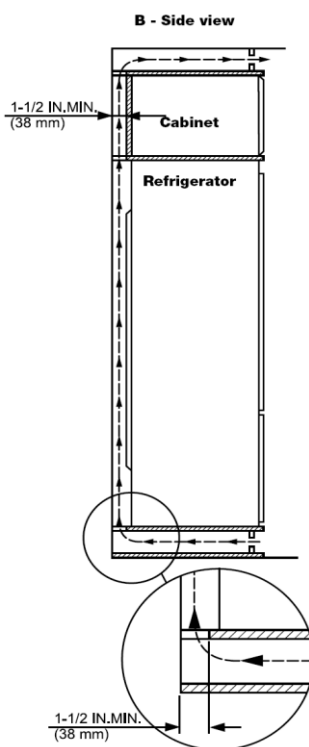
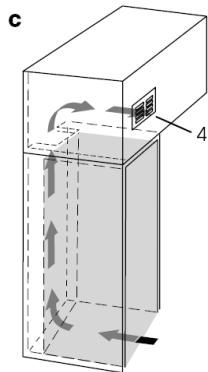
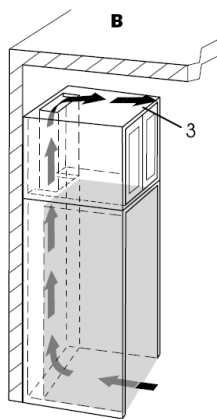
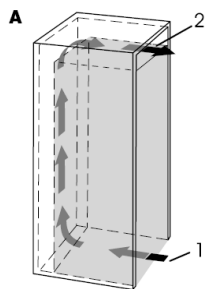


Fig. 2

	in.	mm
<b>F</b>	69 3/4 — 70 3/8	1772 — 1788
<b>G</b>	22 — 22 3/4	560 — 578
<b>H</b>	min. 21 5/8	Min. 550
<b>J</b>	min. 19 11/16	Min. 500
<b>K</b>	min. 1 5/8	Min. 40
<b>L</b>	max. 3/4	max. 19

## Ventilation Requirements



This is a fully integrated refrigerator-freezer which means that it is fully enclosed by a kitchen cabinet. This type of cabinet must be carefully constructed using the correct dimensions and it must provide suitable ventilation to ensure proper appliance operation.

### Kitchen Cabinet Airflow

1. The following ventilation dimensions must be observed:

There must be a ventilation space at least 31 in.<sup>2</sup> (200 cm<sup>2</sup>) at the airflow inlet (1) and at the airflow outlet (2).

The top ventilation space can be directed in one of the following ways:

A) Directly over the appliance (2) with either an optional factory air vent or custom made one using the template supplied with the unit.

B) Above the cabinet and below the ceiling (3).

C) Through a vent installed in a soffit (4).

